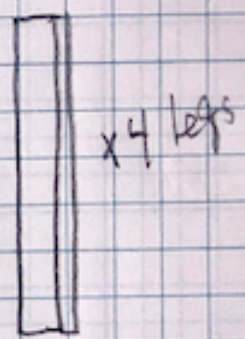
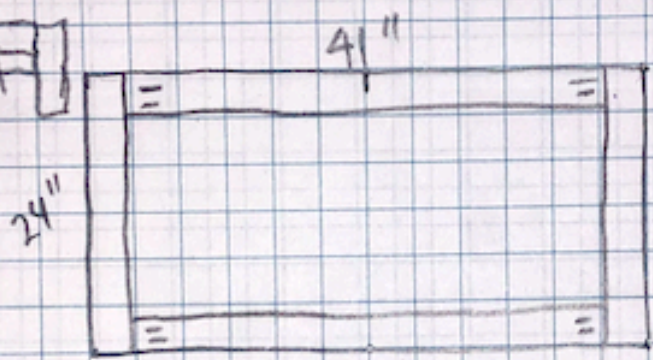
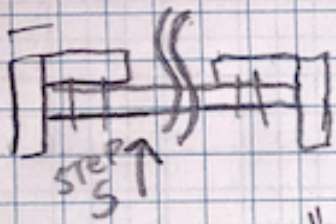
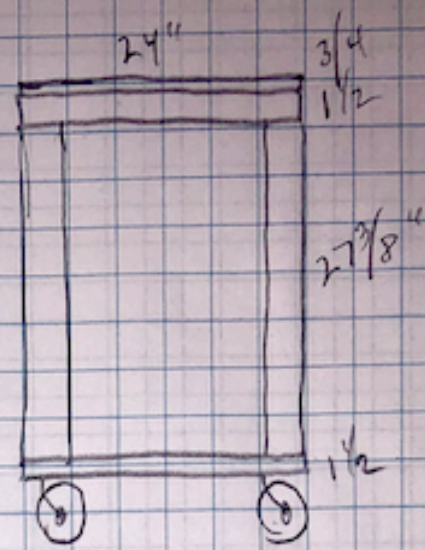
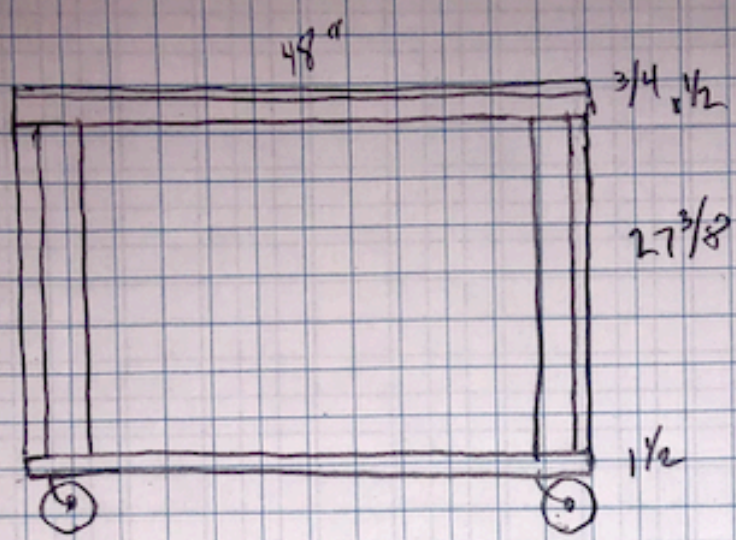


□ = 4"



- 1) Assemble L Shaped legs w 3 Pocket Screws each
- 2) Assemble Frames (Top & Bottom) with 2 Pocket Screws on Short Sides
- 3) ATTACH TOP FRAME TO legs 2 1/2" screws
- 4) Attach Bottom frame to legs 2 1/2" screws
- 5) ATTACH long side frame supports (FRONT/BACK)

Other Materials

4" Swivel locking Castors

OPTIONAL

Kreg Pocket hole jig

Material List

- 2 - 24" x 48" 3/4 PLY
- 8 - 27 3/8" 2x4
- 4 - 41" 2x4
- 4 - 24" 2x4
- 2 - 45" 2x4

Required stocks

Stock length	Quantity
96"	6
Total	6

Total parts	18
Total parts length	569"
Used stocks total length	576"
Total yield	98.785 %

Layout patterns

Layout details						
Repetition 4x	Stock length 96"	Part length / Label	Qty			
		27 3/8" / Legs	2			
		41" / Top/Bottom Frame Long Side	1			
		Waste				
		Material	1/4"			
<table border="1" style="width:100%; text-align:center;"> <tr> <td style="width:33%;">27 3/8" / Legs</td> <td style="width:33%;">27 3/8" / Legs</td> <td style="width:33%;">41" / Top/Bottom Frame Long Side</td> </tr> </table>				27 3/8" / Legs	27 3/8" / Legs	41" / Top/Bottom Frame Long Side
27 3/8" / Legs	27 3/8" / Legs	41" / Top/Bottom Frame Long Side				

Layout details							
Repetition 2x	Stock length 96"	Part length / Label	Qty				
		45" / Top Horizontal Support	1				
		24" / Top/Bottom Frame Short Side	2				
		Waste					
		Material	3"				
<table border="1" style="width:100%; text-align:center;"> <tr> <td style="width:45%;">45" / Top Horizontal Support</td> <td style="width:25%;">24" / Top/Bottom Frame Short Side</td> <td style="width:25%;">24" / Top/Bottom Frame Short Side</td> <td style="width:5%;"></td> </tr> </table>				45" / Top Horizontal Support	24" / Top/Bottom Frame Short Side	24" / Top/Bottom Frame Short Side	
45" / Top Horizontal Support	24" / Top/Bottom Frame Short Side	24" / Top/Bottom Frame Short Side					

Required stocks

Stock dimensions	Quantity
96 x 48	1
Total	1

Total required panels	2
Total panels area	2,304
Used stocks total area	4,608
Total yield	50 %

Layout patterns

Layout details					
Repetition 1x	Stock dimensions 96 x 48				
<table border="1"> <thead> <tr> <th>Panel</th> <th>Qty</th> </tr> </thead> <tbody> <tr> <td>24 x 48 / Top and Bottom Shelf</td> <td>2</td> </tr> </tbody> </table>		Panel	Qty	24 x 48 / Top and Bottom Shelf	2
Panel	Qty				
24 x 48 / Top and Bottom Shelf	2				
<p>The diagram shows a 96x48 stock sheet. It is divided into three vertical sections. The leftmost section is blue and contains two vertical rectangles, each labeled '24 x 48 / Top and Bottom Shelf'. The middle section is also blue and contains two vertical rectangles, each labeled '24 x 48 / Top and Bottom Shelf'. The rightmost section is grey and contains a single large rectangle labeled '48 x 48'.</p>					